
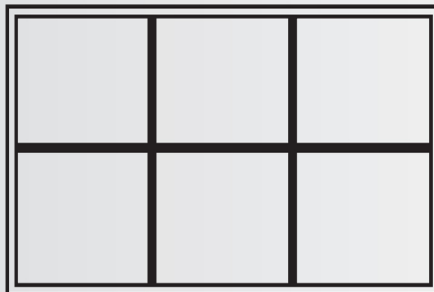



demi-entretoise
conseillée à partir de:
70 x 100 cm



croix simple
conseillée à partir de:
100 x 100 cm




double croix
à partir de: 180 cm de longueur



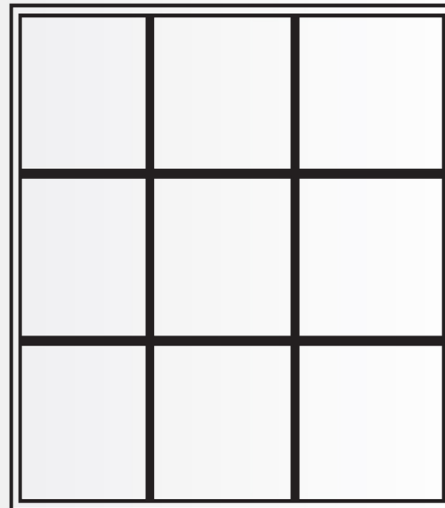
sans encoche



1 encoche



2 encoches



quatre croix
à partir de: 180 x 180 cm